



USER MANUAL

**PINLOC
5000** **iPS**
VERSION 2

sureshotlaser.com

GETTING STARTED

Congratulations on your purchase of the Sureshot PINLOC 5000iPS featuring iPS technology.

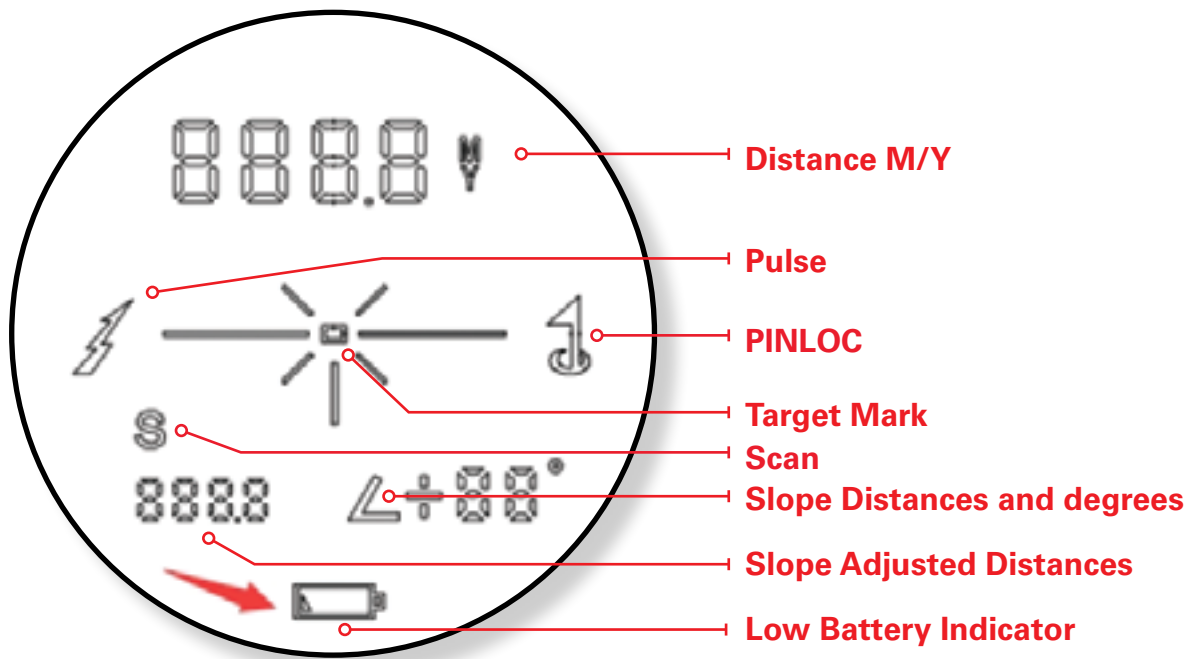
The PINLOC 5000iPS is packed with features such as,

i – Intelligent Pin seeking technology. This advanced mode uses uniquely developed software that ensures the closest object is chosen eliminating objects beyond the flag.

P – Pulse. The pulse feature provides a short vibration when the target is acquired.

S – Slope. The Slope + or - mode will automatically compute an angle compensated range based upon distance and slope angle determined by the laser rangefinder and built-in inclinometer.





The PINLOC 5000iPS is one of the most compact laser rangefinder on the market, weighing a mere 173 grams and made to fit into the palm of your hand.

Registering

It's simple. It is recommended that you register your sureshotlaser for warranty purposes. Follow the easy instructions at www.sureshotgps.com/my-sureshotgps and enter the serial code found on the box/unit. The serial code starts with 5 and then an uppercase i eg. 5I...

Why should I register my warranty?

Register online within 30 days of purchase and receive an additional 1 year warranty (total 2 years). Registering your warranty helps you by allowing our customer service team to quickly view which equipment you own, where you purchased it, if you misplace or lose your sureshot and the unit is found, we can get in touch and get your sureshot returned to you asap – as well as other important information to provide service to you as efficiently as possible. The faster we find your information, the faster we can help you.

Operating Instructions

While looking through the laser, depress the RED power button once to activate the display. Place the aiming square (located in the centre of the field of view) upon a target at least 5m away, depress the RED power button and the range reading will be displayed near the top of the in-view display.

Once the LCD screen is active you can switch between the various modes. Use the BLACK Mode button activate individual features.

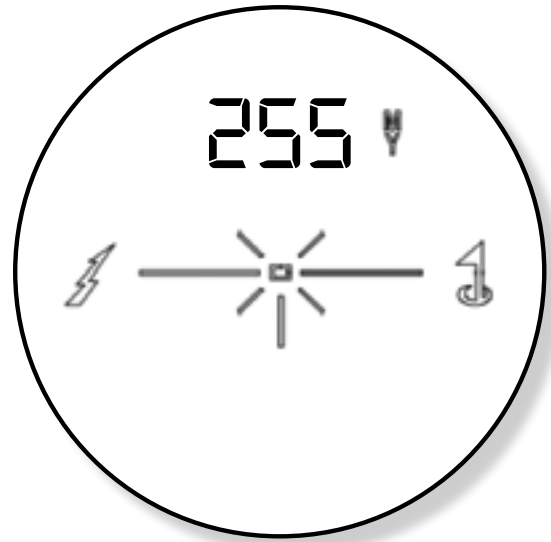


SCAN MODE (S)

To operate Scan Mode > Select Black Mode button to bring up Scan Mode ("S" displayed on left of screen)

To activate – Press Red Power button once to begin continuous scan (4 lines appear surrounding target mark)

To deactivate – Press Red Power button once to stop scanning.



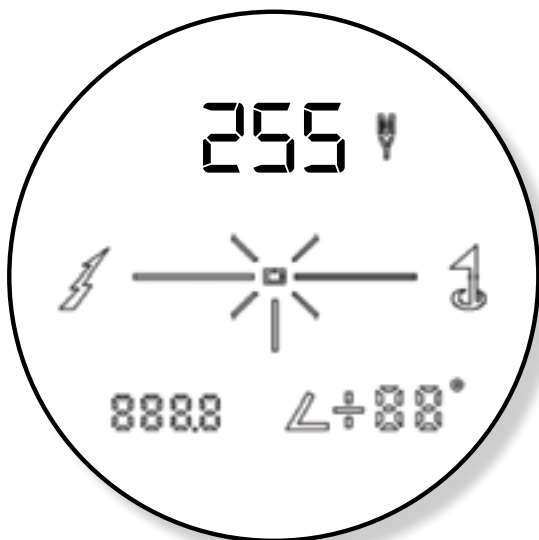
PINLOC MODE (⚡)

To operate Pin Loc Mode > Select Black Mode button to bring up Pin Loc Mode ("Flag" displayed on right of screen)

To activate – Press Red Power button once when target aligned with target mark on display (4 lines appear surrounding target mark)

Pulse only works with Pin Loc Mode on (lightning bolt symbol)

Pulse can also be turned on/off via the slide button below eyepiece.

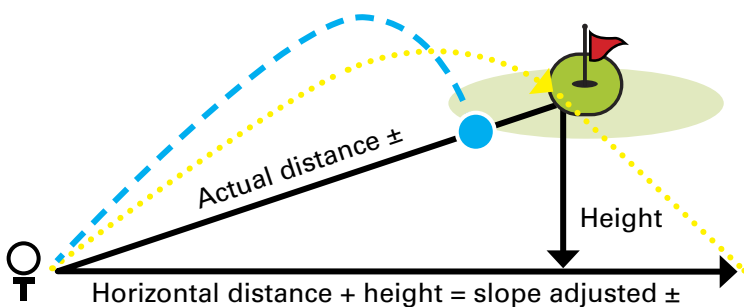


SLOPE MODE (∠)

To operate Slope Mode > Select Black Mode button to bring up Slope Mode (you will see "<" in the field of view informing you that you are in the Slope +/- Mode)

To activate – Press Red Power button once when target aligned with target mark on display (4 lines appear surrounding target mark) Unit will display actual distance and slope adjusted distance below target mark.

Slope can also be turned on/off via the slide button below eyepiece



CLEANING

Gently blow away any dust or debris on the lenses (or use a soft lens brush). To remove dirt or fingerprints, clean with a soft cotton cloth, rubbing in a circular motion. Use of a coarse cloth or unnecessary rubbing may scratch the lens surface and eventually cause permanent damage. For a more thorough cleaning, photographic lens tissue and photographic-type lens cleaning fluid or isopropyl alcohol may be used. Always apply the fluid to the cleaning cloth – never directly on the lens.

Your PINLOC 5000iPS comes with a carrying pouch, lens cleaner, battery & Quick Start Guide. **For protection of your PINLOC 5000iPS always store in the pouch provided.**

Need Help?

Contact us directly for the fastest after sales support. Our friendly support team is standing by to help.

Email: support@sureshotgps.com

Live Chat: Monday to Friday 9am to 5pm AEST at www.sureshotgps.com (Australia only)

SPECIFICATIONS

Product	Top Model: 5000iPS
Low level battery indicator	YES
Auto battery saving	Yes after 15 sec
Scan mode	YES
PINLOC [how long does the dist stay on screen?]	YES - 15 sec
Prioriy Loc [ignores background images]	YES
Multi coated lens for optimum clarity	YES
Weight	173 grams
Water resistant	Shower proof
Measure Range	1005m
Objective Lens	24 mm
Magnification	6 X
Field of View	6.5 degrees
Exit Pupil Diameter	4.0mm
Battery Type	CR2 3V lithium
Dimensions	106.2*75.7*41mm
Accuracy	± 1 m
Display	LCD
Special Functionality	Intelligent Pulse +Slope
Multilingual User manual	Yes



WARRANTY

Limited Warranty

Sureshotgps™ Pty Ltd ("SS") warrants that product delivered in this package will be free from material defects for one (1) year following the date of purchase from SS or its authorised reseller, (2) year warranty if you register on sureshotgps.com within 30 days of purchase (Australia only). Specifications subject to change without notice. For the purpose of this warranty, "material defect" means any defect in a SS product that can be reproduced by SS and is a substantial nonconformity from the published specifications for such product. SS shall not be responsible for any loss or damage whatsoever resulting from any defect in or associated with its products which occur or are notified by the purchaser to SS or its authorised repairer more than one year from said date of purchase. This Limited Warranty does not apply to the battery, normal wear and tear or if any component of the sureshotlaser hardware is opened or repaired by an unauthorised person or company, and does not cover repair or replacement of any sureshotlaser hardware damaged by: MISUSE, MOISTURE OR LIQUIDS, EXPOSURE TO HEAT, ACCIDENT, ABUSE OR NEGLIGENCE. Dropping your sureshotlaser can permanently damage the laser, optical lenses and LCD, which is not covered under the terms of the Limited Warranty. This Limited Warranty does not cover physical damage to the surface of the SS, including cracks or scratches on the LCD screen and Lenses. This Limited Warranty does not extend to any defects which have been caused or contributed by neglect, misuse or accident, nor in respect of product which has been altered by other than authorised SS personnel or its authorised repairers. The determination as to whether the terms of this warranty are to apply to returned products is within the sole discretion of SS or its authorised repairer. Provided any returned product is determined to be covered by this warranty, SS or its authorised repairers shall at SS's sole discretion, repair or replace, free of charge, any products or parts thereof. In no event whatsoever shall SS be liable for any incidental, special or consequential loss or damage resulting from the purchase and/or use of its products howsoever caused and howsoever claimed. Any liability on SS under this warranty in respect of any repair and /or replacement and/or any action involving any of its products shall be limited to and not exceed the purchase price of the product in question. The terms of this warranty are subject to relevant provisions of any Federal, State or Municipal law. Any dispute or action in relation to this warranty or the construction of it shall be subject to and conducted in accordance with the laws of Victoria, Australia.

Before returning any product, contact the SS Customer Support Group and obtain an RA number. Visit the sureshotgps™ web site www.sureshotgps.com for support contact details. If the Customer Support Group verifies that the product is likely to be defective they will issue an RA number to place on the outer package in which the product will be shipped. SS cannot accept any product without an RA number on the package. Warranty returns must also be accompanied by a copy of the dated proof of purchase. Deliver the product along with the RA number to SS. If you ship the product you must assume the risk of damage or loss in transit. You must use the original container (or the equivalent) and pay the shipping charge. SS may replace or repair the product with either a new or reconditioned product and the returned product becomes SS's property. SS warrants the repaired or replaced product to be free from material defects for a period of the greater of (i) ninety (90) days from the return shipping date; or (ii) the period of time remaining on the original one (1) year warranty. If there is any inconsistency between this Limited Warranty and any Warranty included in the packaging of the sureshotlaser, the provisions of this Limited Warranty shall apply. Made in China

sureshotlaser.com